

**ANANDARAM DHEKIAL PHOOKAN COLLEGE**  
**RRB ROAD: NAGAON: ASSAM**  
**ACADEMIC SESSION 2023-2024**



**FEEDBACK SURVEY REPORT 2023-2024**

# STUDENT SATISFACTION SURVEY REPORT 2023-2024

## Anandaram Dhekial Phookan College: Nagaon:Assam

### 1. Introduction

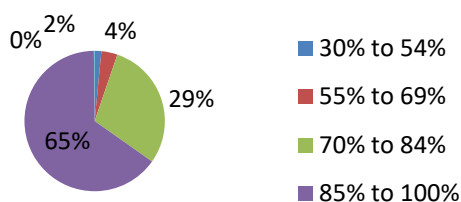
A comprehensive survey was conducted to evaluate the level of student satisfaction during the academic session 2023-2024 at ADP College. The survey aimed to gather valuable insights on students' experiences in various aspects of the college, including physical facilities and infrastructure, quality of student support services, teaching quality, syllabus coverage, communication effectiveness, and adequacy of teaching-learning resources. The survey was conducted between 1<sup>st</sup> July 2023 and 30<sup>th</sup> June 2024, the survey utilized an online feedback method, wherein a carefully crafted questionnaire was made available on the college website. A total of 1380 students from both undergraduate (UG) and postgraduate (PG) programs, including B.A, BSc, B.Com, M.A, MSc, etc., actively participated in the survey, providing valuable suggestions and observations to enhance the overall learning experience.

### 2. Methodology

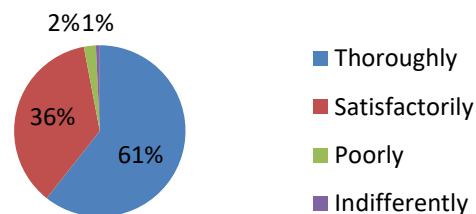
The survey was conducted exclusively through online feedback, leveraging the convenience and accessibility of the college website. The questionnaire consisted of 19 objective questions, thoughtfully designed to cover various dimensions of student satisfaction. Furthermore, an open-ended section allowed students to share their suggestions and observations, providing qualitative insights.

The findings of the survey are presented below through graphical representation.

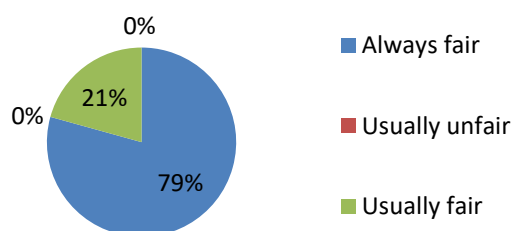
**Fig 1. How much of the syllabus was covered by the teachers in your class?**



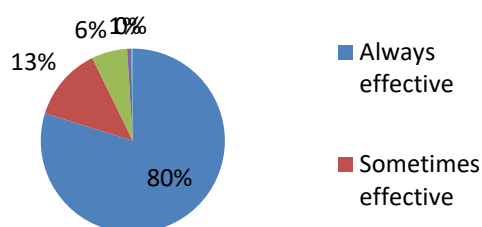
**Fig 2. How the teachers prepared for the classes?**



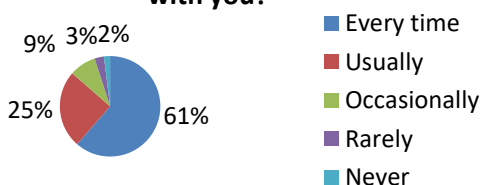
**Fig 4. Fairness of internal education done by teachers**




**Fig 3. How well were the teachers able to communicate in the class?**



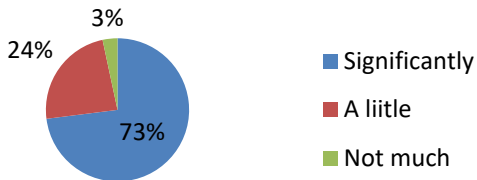
**Fig 5. Was your performance in assignments discussed by teachers with you?**



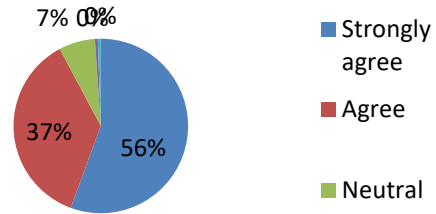
**Fig 6. Does the college promote internship, student exchange, field visit?**



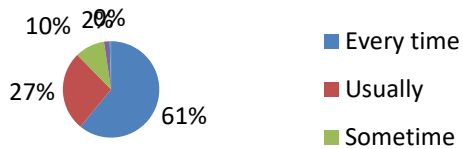
**Fig 7. Did teaching and mentoring help you in social and emotional growth?**



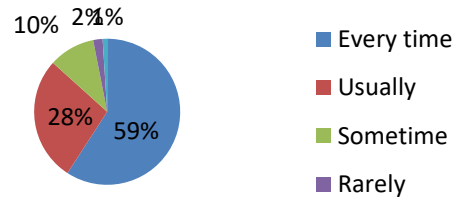
**Fig 8. The college provide multiple opportunities to learn and grow**



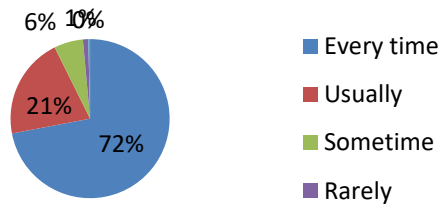
**Fig 9. The teacher inform your competencies, course outcome, program outcome.**



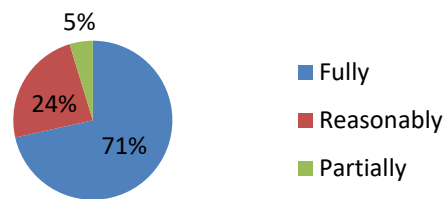
**Fig 10. Your mentor follows up with the assigned task to you**



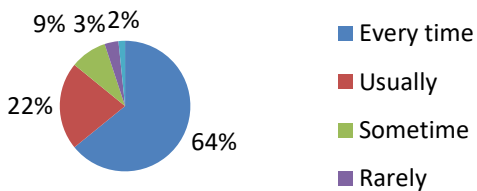
**Fig 11. The teacher illustrate concepts through examples and applications**



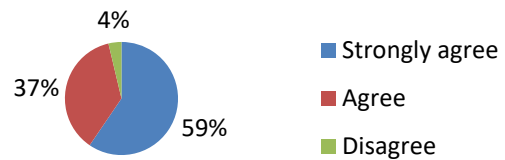
**Fig 12. The teachers identify your strength and encourage you with right challenges**



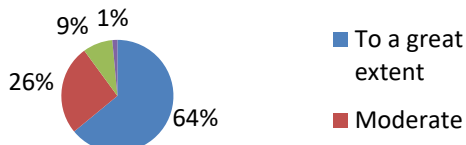
**Fig 13. The teachers identify your weakness and help you overcome them**



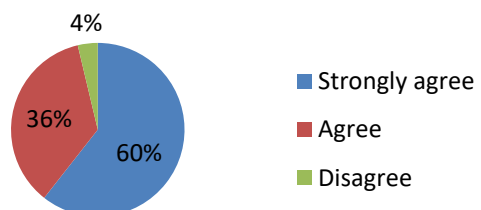
**Fig 14. The college engages students in monitoring and review the quality improvement of teaching**



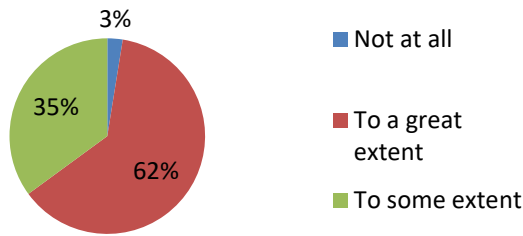
**Fig 15. The teachers use student-centric methods like experimental learning, participative learning in teaching**



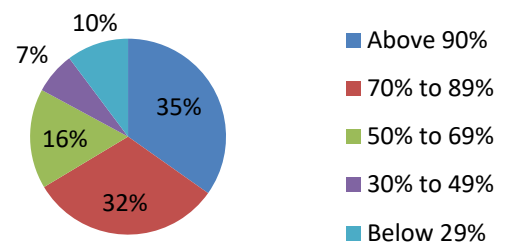
**Fig 16. The teachers encourage you in extra-curricular activities**



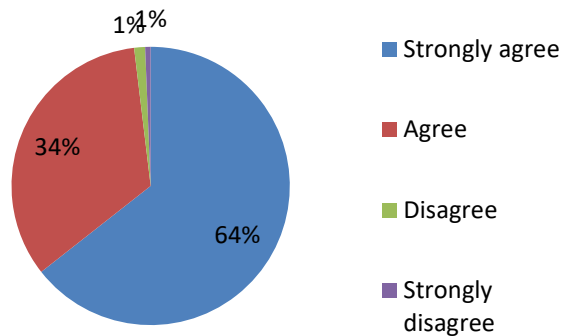
**Fig 17. The college/teachers inculcate soft skills, life skills, etc to ready you to face the world**



**Fig 18. Do the teachers use ICT tools like LCD projector, multimedia in your class?**



**Fig 19. Overall quality of teaching in the college is very good**



Source: Online survey data

### 3. Key Findings

The following key insights were extracted from the collected data:

**Coverage of Syllabus:** The survey indicated that the syllabus coverage at ADP College was deemed satisfactory by the participating students.

**Quality of Teaching:** The majority of students reported a positive experience regarding the quality of teaching at ADP College.

**Effectiveness of Communication:** Students expressed satisfaction with the effectiveness of communication channels employed by the college. Faculty-student communication was reported to be clear and accessible, ensuring seamless information flow and timely updates.

**Adequacy and Availability of Teaching-Learning Resources:** The availability and adequacy of teaching-learning resources received positive feedback from the survey participants. Students acknowledged the college's efforts in providing necessary resources such as textbooks, reference materials, online learning platforms, and technology infrastructure, facilitating their academic progress.

**4. Conclusion:** The student satisfaction survey conducted at ADP College for the academic session 2023-24 highlighted several positive aspects of the students' experiences. The findings revealed high levels of satisfaction with syllabus coverage, the teachers prepared for the classes, communication effectiveness and

fairness of internal evaluation by teachers, assignments discussed by teachers, student support services and teaching quality.

### **Students' Suggestions for College Improvement**

During the survey, students were given the opportunity to provide their valuable suggestions and recommendations for the upliftment of ADP College. The following are the key suggestions shared by the students in response to the questionnaires:

**1. Enhancing Laboratory Conditions:** Several science students highlighted the need for improving laboratory conditions. They suggested investing in modern equipment, ensuring sufficient supplies, and maintaining a conducive environment for practical experiments.

**2. Increasing Smart Classes:** Students expressed a desire for an increased number of smart classrooms. They believed that incorporating technology into the learning process would enhance engagement and enable a more interactive and dynamic educational experience.

**3. Field Trips and Industrial Visits:** Many students emphasized the importance of practical learning experiences beyond the classroom. They recommended organizing more field trips and industrial visits to provide real-world exposure, industry insights, and hands-on learning opportunities.

**4. Establishing a Medical Store/Health Centre:** Students pointed out the need for a dedicated medical store or health center within the college premises. They believed that having easy access to essential healthcare services and medicines would ensure the well-being of students and contribute to a healthy campus environment.

**5. Increasing Availability of Quality Books:** Students expressed a desire for an expanded collection of quality books in both the departmental libraries and the central college library.

These suggestions provided valuable insights into the areas where students felt improvements could be made to enhance their overall learning experience at ADP College. The college administration can consider these recommendations while formulating strategies for future development and growth. By incorporating these suggestions and addressing the concerns raised by the students, ADP College can further elevate its educational standards and create an environment that nurtures academic excellence, practical learning, and overall student well-being.

## **TEACHERS FEEDBACK SURVEY REPORT 2023-2024**

### **ANANDARAM DHEKIAL PHOOKAN COLLEGE**

**Introduction:** This report presents the analysis of the Teachers Feedback Survey conducted at ADP College, Nagaon, for the academic year 2023-2024. The survey aimed to collect valuable insights from the teaching staff on various aspects of institutional functioning, teaching methodologies, administrative support, infrastructure, and overall work environment. The feedback is essential for assessing the college's performance and identifying areas of improvement.

**Methodology:** The feedback survey was distributed to all teaching faculty members through an online questionnaire. The survey included questions on a scale of 1 to 5 (1 being 'Strongly Disagree' and 5 being 'Strongly Agree') and open-ended questions for qualitative feedback. Responses were anonymized to encourage honest and constructive feedback. A total of 26 teaching staff members participated in the survey, representing various departments. The findings of the survey are presented below through graphical representation.

#### **1. Curriculum and Syllabus:**

**Fig 1. The course /syllabi you have teach have a good balance between theory and application**



- **The courses/syllabi you teach have a good balance between theory and application:**  
69% of faculty members agree and 15% faculty members strongly agree that the courses they teach maintain a good balance between theoretical concepts and practical application, enhancing student learning.

**Fig 2. The objective of the syllabus were well defined**



- **The objectives of the syllabi are well-defined:**  
65+27 =92% of teachers reported that the objectives of their syllabi are clearly defined, ensuring focused teaching and a structured learning process.

**Fig 3. Sufficient number of relevant reading materials and digital resources are available for prescribed courses/syllabus**



- Sufficient number of relevant reading materials and digital resources are available for the prescribed courses/syllabi:**  
 40+40=80% of faculty members expressed satisfaction with the availability of reading materials and digital resources. However, some suggested the need for more digital resources and e-books to complement traditional textbooks.

## 2. FYUGP Program and Evaluation System:

**Fig 4. The FYGP Program introduced in 2023 fulfils the diverse academic needs of students**



- The FYUGP program introduced in 2023 fulfils the diverse academic needs of students:**  
 50+11=61% of teachers agreed that the new FYUGP (Four-Year Undergraduate Program) effectively addresses the diverse academic needs of students. However, there were concerns that the adaptation period has been challenging for both students and faculty, as it's a new system.
- 

**Fig 5. The FYUGP System is better than the CBCS system in terms of scope, teaching, learning and evaluation**



- The FYUGP system is better than the CBCS system in terms of scope, teaching, learning, and evaluation:**  
 62+19=81% of respondents felt that the FYUGP system provides more flexibility and scope for students compared to the CBCS (Choice-Based Credit System), though a few mentioned that the new system requires more time for thorough implementation.

## 3. Teaching and Learning Approaches:

**Fig 6. The course/syllabus have increased your interest, knowledge and perspective in the subject area**



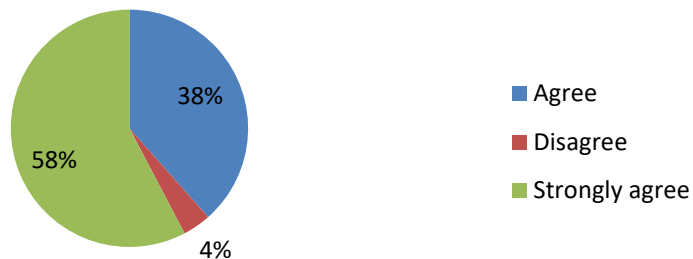
- **The courses/syllabi have increased your interest, knowledge, and perspective in the subject area:**  
73+8=81% of faculty members stated that the courses have helped them gain new perspectives in their subject area, enriching their teaching practices.

**Fig 7. The college gives you full freedom to adopt new teaching technique such as group discussions, seminars and learner participation**



- **The college gives you full freedom to adopt new teaching techniques such as group discussions, seminars, and learner participation:**  
58+38=96% of respondents felt that the college encourages and allows them to use new teaching methods, such as group discussions and interactive seminars.

**Fig 8. You have the freedom to adopt new testing and assessment techniques**



- **You have the freedom to adopt new testing and assessment techniques:**  
58+38=96% of teachers agreed that they are allowed to adopt innovative testing and assessment techniques, which enhance student learning and evaluation.

#### 4. Examination and Evaluation:



**Fig 9. Tests and examinations are conducted in a timely manner with proper coverage of all syllabus units**



- **Tests and examinations are conducted in a timely manner with proper coverage of all syllabus units:**  
65+27=92% of faculty members confirmed that exams are held on time and cover the syllabus comprehensively, ensuring a fair evaluation of students' learning.

**Fig 10. The examination and evaluation system followed by the college is effective and fair in judging students academic performance**



- **The examination and evaluation system followed by the college is effective and fair in judging students' academic performance:**  
38+54=92% of faculty members found the evaluation system to be fair and effective in assessing students' academic progress.

#### 5. Support for Students:

**Fig 11. Sufficient steps have been taken to provide assistance to slow learners**



- **Sufficient steps have been taken to provide assistance to slow learners:**  
50+38=88% of faculty members agreed that the college takes adequate steps to help slow learners, including additional support sessions and mentoring.

#### 6. Infrastructure and Facilities:

**Fig 12. The college library is well stocked with a sufficient number of books**




- **The college library is well-stocked with a sufficient number of books:**  
58+34=92% of teachers were satisfied with the library's resources, though some suggested the need for more subject-specific books.

**Fig 13. The prescribed books, as per the course and syllabus, are available in adequate quantities in the library**



- **The prescribed books, as per the course and syllabus, are available in adequate quantities in the library:**  
39+31=70% of faculty members felt that the prescribed books are generally available in adequate quantities, although some teachers mentioned occasional shortages for high-demand texts.

**Fig 14. The college environment is conducive to teaching and research**



- **The college environment is conducive to teaching and research:**  
69+27=96% of teachers agreed that the college provides a conducive environment for both teaching and research, though there is a call for more research-focused activities and spaces.

## 7. Administrative Support and College Environment:

**Fig 15. The administration is teacher-friendly**



- The administration is teacher-friendly:**

58+38=96% of faculty members felt that the administration is supportive and responsive to the needs of the teaching staff.

**Fig 16. The college encourages participatory decision-making by involving employees at various levels**



- The college encourages participatory decision-making by involving employees at various levels:**

100% of teachers agreed that they are given opportunities to participate in decision-making processes, fostering a collaborative work environment.

**Fig 17. The college encourages and provides adequate opportunities and support for faculty skill and qualification upgrades (FDP, Workshops, seminar etc)**



- The college encourages and provides adequate opportunities and support for faculty skill and qualification upgrades (FDP, workshops, seminars, etc.):**

42+54=96% of faculty members reported that the college supports faculty development through workshops, seminars, and Faculty Development Programs (FDP).

**Fig 18. ICT facilities in the college are adequate and satisfactory**



- **ICT facilities in the college are adequate and satisfactory:**  
65+17=82% of faculty members reported satisfaction with the ICT infrastructure, noting that it supports teaching and research effectively.

#### 8. Campus Facilities and Maintenance:

**Fig 19. The college website is updated and well maintained**



- The college website is updated and well-maintained:
- 62+23=85% of faculty members reported satisfaction with the college website is updated and well-maintained:

**Fig 20. The college has an effective grievance redressal system**



- **The college has an effective grievance redressal system**  
51+39=90% of teachers agreed that the college has an effective grievance redressal system

**Fig 21. Classroom are clean and well maintained**




- **Classrooms are clean and well-maintained:**  
65+4=69% of teachers expressed satisfaction with the cleanliness and maintenance of classrooms.

**Fig 22. The labs are adequately equipped for hands on training of students and research**



- **The labs are adequately equipped for hands-on training of students and research:**  
80% of faculty members indicated that the labs are well-equipped for both practical training and research.

**Fig 23. The college canteen is well maintained**



- **The college canteen is well-maintained:**  
 $15+27=42\%$  of teachers was satisfied with the cleanliness and quality of food in the college canteen.

**Fig 24. Toilets/ washrooms are clean and properly maintained**



- **Toilets/washrooms are clean and properly maintained:**  
 $50+4=54\%$  of teachers were satisfied with the cleanliness and maintenance of the college toilets and washrooms.

## 9. Faculty Participation in Development Programs:

**Fig 25. Have you participated in webinars, seminar and workshops in the current academic year**



- **Have you participated in webinars, seminars, and workshops in the current academic year?**  
92% of teachers confirmed participation in webinars, seminars, or workshops, contributing to their professional development.

**Fig 26. Have you participated in FDP/ Orientation/ Induction/ Refresher Programs?**



- **Have you participated in FDP/Orientation/Induction/Refresher programs?**  
62% of faculty members participated in Faculty Development Programs (FDPs) and other academic enhancement activities.

**Fig 27. Have you used ICT for teaching?**



- **Have you used ICT for teaching?**  
88% of teachers reported using ICT tools regularly in their teaching, enhancing student engagement and learning outcomes.

**Fig 28. Are you mentoring students?**



# ALUMNI FEEDBACK SURVEY REPORT 2023-2024

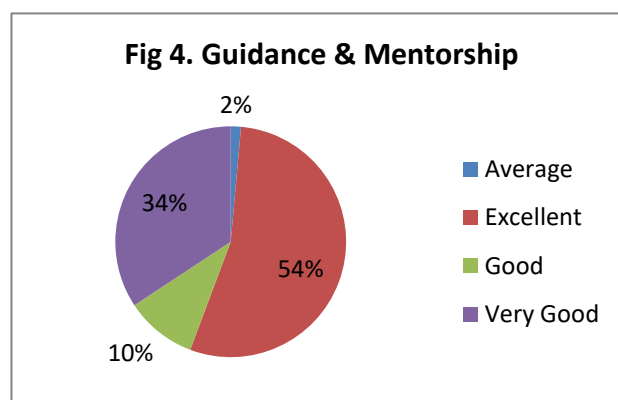
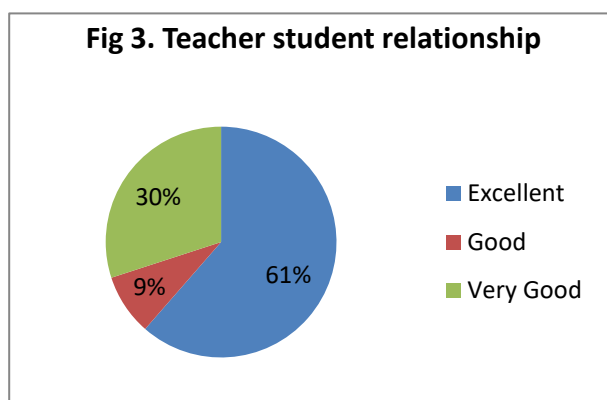
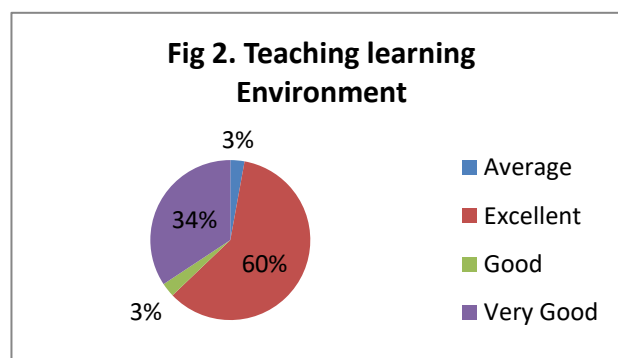
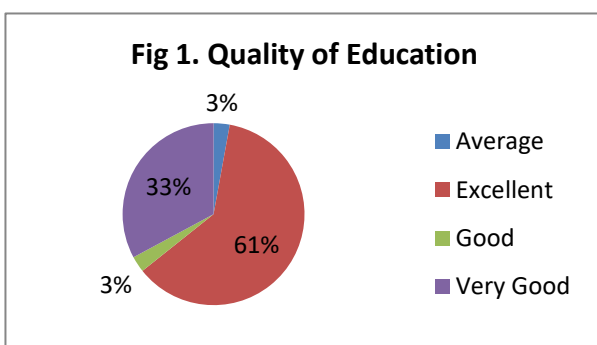
## ANANDARAM DHEKIAL PHOOKAN COLLEGE

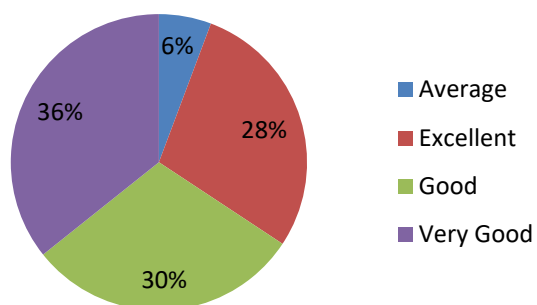
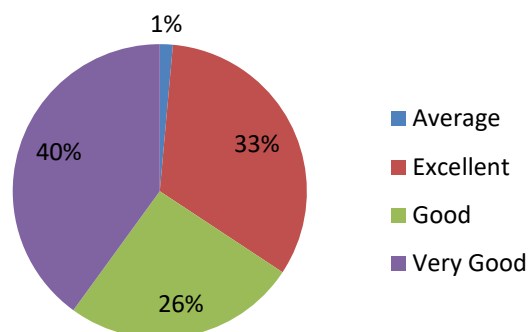
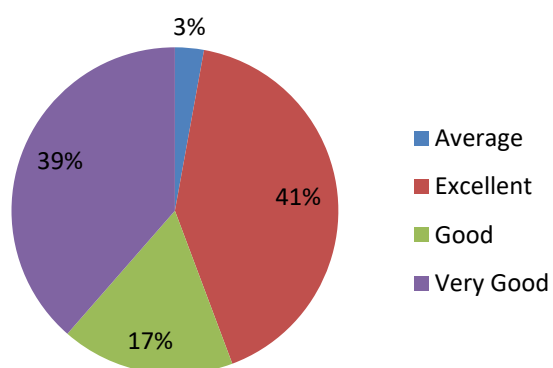
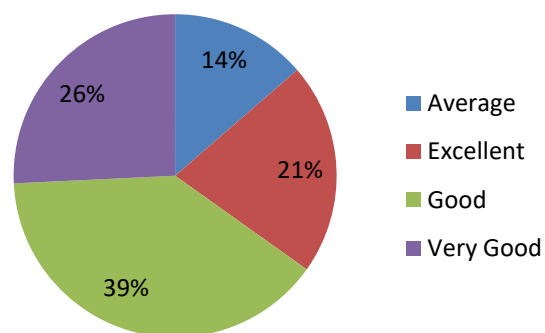
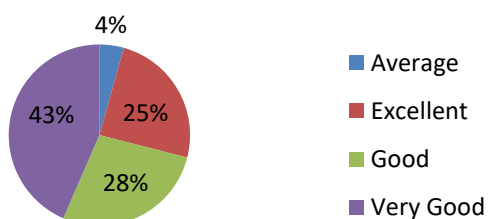
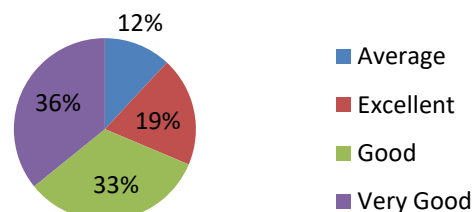
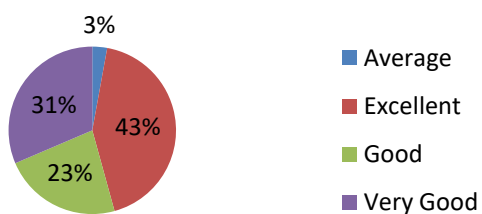
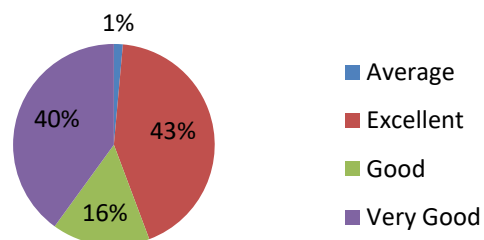
### Introduction

This report presents the analysis of the Alumni Feedback Survey conducted at ADP College, Nagaon, for the academic year 2023-2024. The feedback collected from the alumni plays a crucial role in evaluating the performance of the college, understanding alumni perceptions, and identifying areas that need further improvement. The survey aimed to assess alumni engagement, satisfaction, and their views on the current functioning and development of the institution.

### Methodology

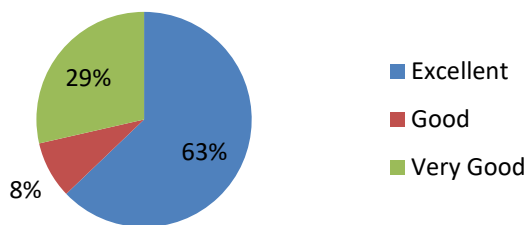
The feedback survey was distributed to all alumni through an online questionnaire. The survey was structured to gather responses on key aspects of the college's present functioning and alumni involvement in college activities. A total of 71 alumni participated in the survey, representing various departments and graduating years. The data was analyzed and presented below through graphical representation to highlight the key findings.



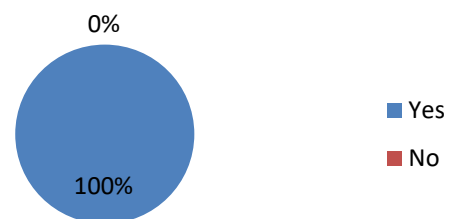
**Fig 5. Office and administration****Fig 6. Classroom & Lab facilities****Fig 7. Library resources****Fig 8. Canteen facilities****Fig 9. Sports and co-curricular activity facilities****Fig 10. Industry - Academia Exposure****Fig 13. Learning experienc of the college in terms of relevance to the real life experience****Fig 14. Sense of community and belonging at ADP College**



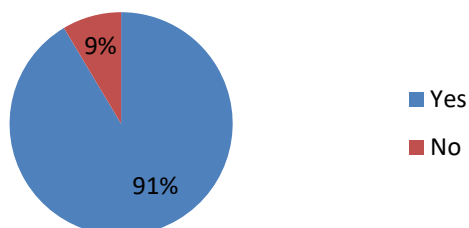
**Fig 15. Overall experience of college life**



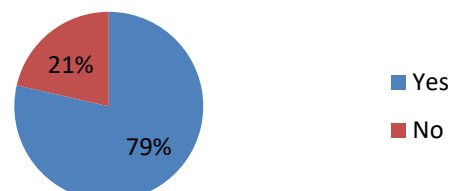
**Fig 16. Do you feel proud to be associated with ADP College as Alumni?**



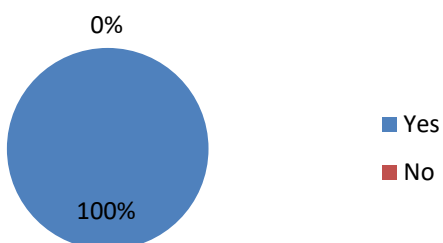
**Fig 17. Are you in touch with the college/department at present?**



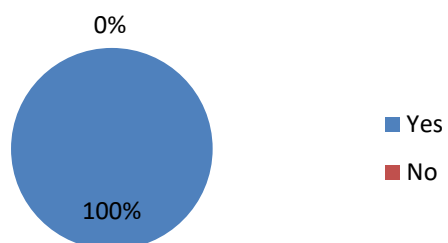
**Fig 18. Have you participated in any activity organised in the college/department?**



**Fig 19. Are you satisfied with the present functioning of the college?**



**Fig 20. Would you recommend ADP College to prospective students?**



**Fig 21. Have you seen any positive change in the college since passing out?**



The alumni feedback reveals that the institution has provided a positive and valuable educational experience for most graduates. However, there are areas for improvement, particularly in career services,

curriculum updates, and alumni engagement. By addressing these areas, the institution can continue to build on its strengths and further enhance the overall student and alumni experience.

#### 10. Mentoring:

- **Are you mentoring students?**  
100 % of faculty members indicated that they actively mentor students, offering academic guidance and emotional support.
- 

#### Conclusion and Recommendations:

The feedback from the teaching staff indicates a positive overall assessment of the college's functioning, with a few areas requiring attention and improvement. Key recommendations include:

1. **Updating Digital Resources:** Increase the availability of digital reading materials and e-resources to complement traditional textbooks.
2. **Improved Support for Slow Learners:** Continue to provide targeted support for slow learners, possibly by increasing remedial classes and personalized mentoring.
3. **Research Facilities:** Enhance research opportunities and facilities to foster academic development and faculty collaboration.
4. **Faculty Development:** Ensure that more structured support is provided for research and external collaborations.
5. **Maintenance of Campus Facilities:** Focus on maintaining the cleanliness and functionality of campus amenities, including washrooms, canteens, and classrooms.

Overall, ADP College is providing a positive and supportive environment for faculty, but there is room for improvement in terms of resources, infrastructure, and personalized support for students and faculty alike.